



40V max

POWER OF CORDED

BS001G

UP
TO

20%

**FASTER
SANDING**

THAN CORDED

**76^{mm} WIDE
BELT**

**WITH A SPEED
OF 470 M/MIN**

FOR FASTER MATERIAL
REMOVAL

**VARIABLE
SPEED**

CONTROL DIAL

TO MATCH THE SPEED
TO THE APPLICATION



- **Top-Tier Performance:** The Makita 40V Max Brushless Belt Sander (BS001G) exceeds the capabilities of 240V AC equivalents.
- **Advanced Brushless Motor:** Ensures efficient material removal while maintaining consistent power.
- **Well-Balanced Design:** Battery positioned above the sanding belt for optimal pressure distribution, enhancing control and finish quality.
- **Bluetooth-Enabled AWS:** Automatically syncs with compatible dust extractors to wirelessly power them on and off, streamlining your workspace.
- **Flush Sanding Capability:** Ideal for tight spaces and wide surfaces, allowing for sanding flush against walls.
- **Stationary Use:** Can be set upside down to function as a stationary belt sander with an optional bench clamp set and guide rule set



SPECIFICATIONS

BELT SIZE	76 X 533MM
MAXIMUM POWER OUTPUT	1,400W (WITH BL4050F)
BELT SPEED	120-470M/MIN
OVERALL LENGTH	440MM
WEIGHT (SKIN)	4.5KG
WEIGHT (WITH BATTERY BL4040)	5.1KG
VOLTAGE	40VMAX

SECURE LOCK



The dust bag features a secure lock mechanism, preventing it from accidentally detaching

AWS DUST EXTRACTION



Auto-Start Wireless System compatible. Can be used with compatible AWS dust extractors.

VARIABLE SPEED



Variable speed dial with 5 stages, enabling belt speeds from 120-470m/min

LOCK ON/OFF TRIGGER



The lock-on function allows for continuous operation, while the lock-off lever prevents accidental activation

CONSTANT SPEED CONTROL



Belt speed remains stable even under heavy pressure, ensuring consistent performance

STATIONARY USE & FLUSH SANDING




Can be turned upside down and used as a stationary belt sander. Also allows flush sanding up against walls

ADJUSTABLE HANDLE









Tool-less front handle can be adjusted, rotating from 30 degrees backward to 60 degrees forward.

ADJUSTABLE LED WORKLIGHT



Lighting angles ranging from 15° to 30° degrees downward.

	<p>122G84-1</p>	<p>DUST BAG ASSEMBLY</p>	<p>INCLUDED</p>
	<p>-</p>	<p>80 GRIT SANDING BELT 76 x 533MM</p>	
	<p>1915E3-1</p>	<p>GUIDE RULE SET (FOR STATIONARY USE)</p>	<p>OPTIONAL</p>
	<p>192694-6</p>	<p>BENCH CLAMP SET (FOR STATIONARY USE)</p>	
	<p>193090-7</p>	<p>SANDING SHOE</p>	
	<p>198901-5</p>	<p>AWS RECEIVER CHIP</p>	